

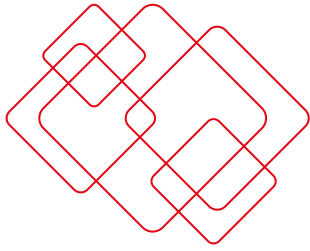
Swiss quality
dental products

PD Classics

Obturation Trio



pd-classics.com



Obturation Trio

PD Classics presents the Obturation Trio that offers efficient solutions to win the battle against bacteria.



Pulpotec®

Radiopaque and non resorbable paste for the permanent treatment of pulpitis by pulpotomy of vital teeth.

- ✓ Save the vitality of the tooth
- ✓ Immediate pain relief
- ✓ Aseptic treatment
- ✓ Simplicity

Granulotec®

Eugenol free, bactericidal, non resorbable and radiopaque preparation for the permanent obturation of the infected root canals, even in presence of a granuloma.

- ✓ Healing of the infection
- ✓ Resorption of the granuloma
- ✓ Anti-bacterial

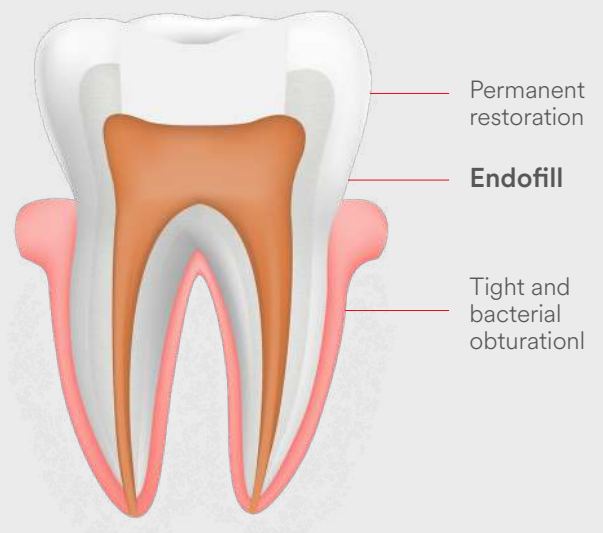
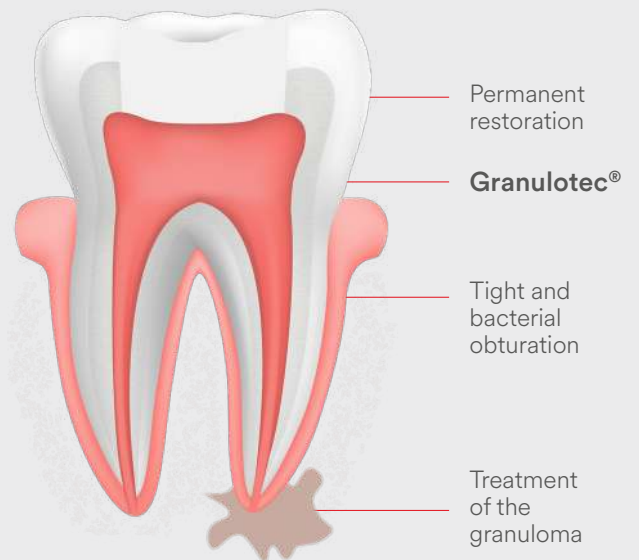
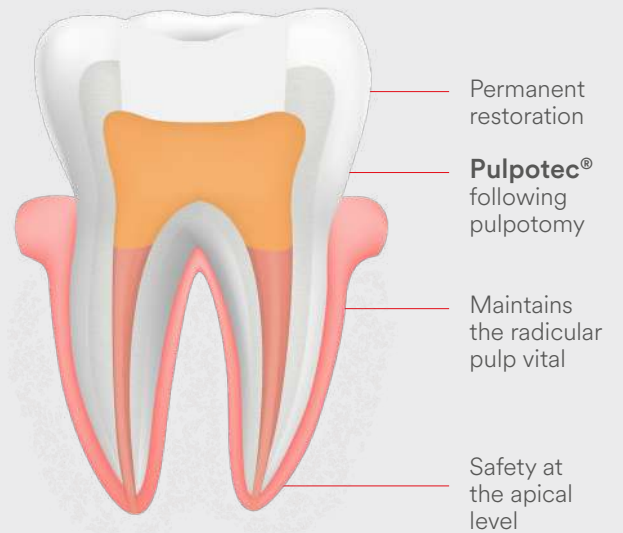




Endofill

Radiopaque paste with dexamethasone for the permanent obturation of the root canal after pulpectomy, associated with obturation points.

- ✓ Anti-inflammatory
- ✓ Antiseptic
- ✓ Anatomical adaptation








Endofill

Granulotec®

Pulpotec®

Properties	Endofill is a radiopaque preparation with dexamethasone for the permanent root canal filling. Its composition is well tolerated by tissues and it provides anti-inflammatory, antiseptic and germicidal actions. Before hardening, the paste penetrates the narrowest fissures and maintains its therapeutic effects throughout the treatment until completely set. The final obturation neither retracts nor resorbs.	Granulotec® is a Eugenol free, bactericidal, non resorbable and radiopaque preparation for the permanent obturation after pulpectomy and root canal treatment, of infected root canals, specifically in presence of a granuloma. It ensures the healing of the infection, the resorption of the granuloma and the regeneration of the periapical tissues. It is also used as a permanent obturation of non-infected (vital) teeth.	Pulpotec® is a radiopaque, non-resorbable paste used for the permanent treatment of pulpitis by pulpotomy on vital teeth, both permanent and deciduous. Its mode of action consists of cicatrization of the pulpal stump at the chamber-canal interface, while maintaining the structure and vitality of underlying pulp.		
Indications	<ul style="list-style-type: none"> Permanent obturation of the root canal, preferably associated recommended with Gutta Percha points. 	<ul style="list-style-type: none"> Permanent obturation of infected root canals Treatment of granuloma 	<ul style="list-style-type: none"> Pulpitis in primary vital molars and on immature permanent vital molars Infected primary molars even in the presence of an abscess Pulpitis on permanent vital molars Treatment of molars suffering calcified root canal 		
Packaging	<table border="0"> <tr> <td>Portion 15 g powder + 15 ml liquid</td> <td>Powder Bottle of 15 g</td> </tr> </table>	Portion 15 g powder + 15 ml liquid	Powder Bottle of 15 g	20 g powder + 15 ml liquid 1 rotary paste filler (n° 35, 25 mm)	15 g powder + 15 ml liquid
Portion 15 g powder + 15 ml liquid	Powder Bottle of 15 g				
REF	Regular: 10270 Slow: 10276	11571	11562		
More Information	www.pd-endofill.com	www.pd-granulotec.com	www.pd-pulpotec.com		
Video					

Complementary solutions



Devitec
Pulp devitalizing paste



Endoseptone
Solution for root canal disinfection



Tricresol & Formalin
Solution for root canal disinfection



Where to buy